



RapidFit[™]

Fast, Easy Fit “OFF THE SHELF” Washroom Solutions



Washroom décors: Be Rooted and Sangha Wenge
Walls décor: Selkie 'Cappuccino'



RapidFit by Rearo is an instant solution to washroom surfaces. Offering two off-the-shelf ranges for cubicles, IPS and vanity units, it's ideal for time constrained projects or instant repairs that do not require bespoke measurements.

RapidFit
by REARO

RapidFit
mfc

Toilet Cubicles and Vanity Units are available off-the-shelf, whilst IPS is a made to order item.

Suited to areas of light to medium use, such as offices, our 18mm moisture resistant MFC (Melamine Faced Chipboard) material offers a cost effective washroom solution.

Composed of an engineered mix of woodchips and resin, our core is moisture resistant furniture grade, making it perfectly suited to humid environments. Combining a dense outer core for impact with a coarse inner core for fixing strength, RapidFit MFC is wrapped in a thicker carcass, with stronger fixings providing extra stability.

Each RapidFit MFC product is supported by a 5 year guarantee.



RapidFit
impact

Toilet cubicles available off-the-shelf, with IPS and vanity units made to order.


For areas with high volume traffic, such as schools and bars, we recommend our 12mm Compact Grade material.

Manufactured from several layers of craft paper, impregnated with thermosetting resin, and featuring two decorative sides, RapidFit Impact offers strengthened technical properties.

The board is non-porous and therefore 100% waterproof, making it ideal for humid environments.

Extremely hardwearing, it is also vandal resistant.

RapidFit Impact's heightened specification gives it a longer guarantee period of 10 years.






Décor Range

Our range of nine décors can be used in combination across both our MFC and Impact cores. Offering a selection of flat pantones and authentic woodgrains, choose to create a cool tone or warm, earthy palette.


*The colour range allows for compliance with the Disability Discrimination Act, which should be considered when making your selection.




Grey Sonoma Oak



Sangha Wenge



Light Grey



Water Blue



Slate Grey



Bee Rooted



Lagoon



Royal White



Texwood Grey

Disclaimer: Please note the décors shown are a printed representation only and we cannot guarantee accuracy. Physical samples of each laminate can be requested free of charge from our Commercial department by emailing commercial@rearo.co.uk or calling 0141 440 0800.





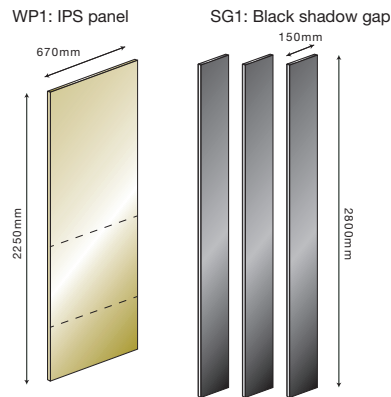
Washroom décors: Grey Sonoma Oak and Royal White
Wall décors: Nuova 'Nera Stone' and 'Calacatta Marble'





RapidFit MFC is available as seven 'off-the-shelf' components, including pilasters, doors, partitions and IPS panel.

Please note that wider access CDD doors are made to order. For guidance on CH (headrail) and suitable ironmongery, packs and fittings, please contact Rearo Commercial by emailing commercial@rearo.co.uk or calling 0141 440 0800.



Due to RapidFit's component form, cubicles can easily adapt to the required layout within any environment, making them a popular choice for corner spaces and smaller washrooms.

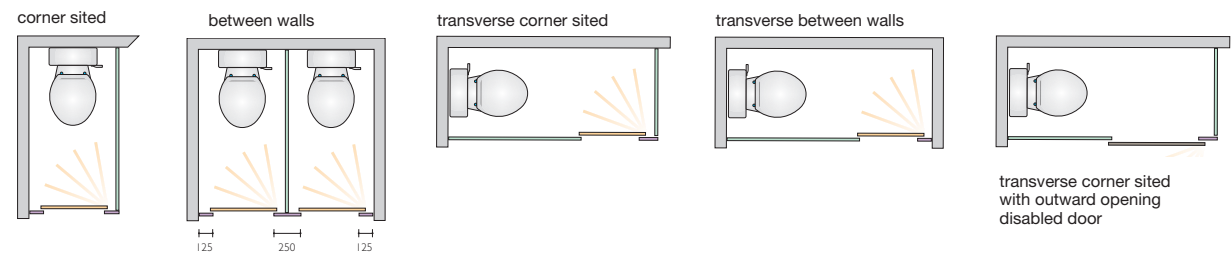
STOCKED ITEM

CP partition	CP 37 kg	1 x 1800 x 1500 x 18mm MR-MFC partition
CD door	CD 17 kg	1 x (1800 x 670 x 18mm) MR-MFC door
CPil-85 pilaster	CPil-85 4 kg	1 x (1800 x 85 x 18mm) MR-MFC pilasters
CPil-125 pilaster	CPil-125 4 kg	1 x (1800 x 125 x 18mm) MR-MFC pilaster
CPil-190 pilaster	CPil-190 7 kg	1 x (1800 x 190 x 18mm) MR-MFC pilasters
CPil-250 pilaster	CPil-250 7 kg	1 x (1800 x 250 x 18mm) MR-MFC pilaster
CPil-400 pilaster	CPil-400 7 kg	1 x (1800 x 400 x 18mm) MR-MFC pilaster
SG1 black shadow gap pack	SG1 17 kg	3 x 2800 x 150 x 18mm MR-MFC black shadow gap panel

MADE TO ORDER

CDD wider access door	CDDC 22 kg	1750 x 940mm x 18mm
WP1 IPS panel	WP1 21 kg	1 x 2250 x 670 x 18mm MR-MFC IPS panel

*all weights are approximate



Vanity Units STOCKED ITEM

RapidFit vanity units are designed to provide a stylish alternative to panel mounted basins. Available in two lengths, they are tailored to suit two to four basins. Alternatively, they can be butt joined for longer runs.

Access panels and shadow gaps are edged square and lipped with 2mm PVC as standard, where required.

V1	23 kg**
kit contents	
1 x (1400 x 600mm) postformed top with 100mm integrated downstand and 100mm upstand	
1 x (1300 x 450 x 18mm) access panel	

V2	43 kg**
kit contents	
1 x (2750 x 600mm) postformed top with 100mm integrated downstand and 100mm upstand	
2 x (1300 x 450 x 18mm) access panel	

décor end pack	9 kg**
kit contents	
1 x (580 x 180mm) downstand return (18mm MDF only)	
1 x (650 x 560mm) décor end gable panel	
1 x (330 x 610mm) end capping piece (laminate only)	
1 x linear metre 23mm PVC edging	

SG1 black shadow gap	17 kg**
kit contents	
3 x (2800 x 150 x 18mm) black MFC shadow gap panel	

* SG1: Shadow gap is available 'off the shelf' in Black only.
 SG2: Colour matched shadow gap is available 'made to order'.

** all weights are approximate



IPS MADE TO ORDER

RapidFit MFC IPS is produced in 18mm moisture resistant MFC (Melamine Faced Chipboard), with a robust 2mm thick, colour-matched PVC edging applied.

Disabled cubicle configurations using a wider CDD door and IPS panel are available in both MFC and Compact Grade as a made to order item. We can also supply our Doc M Pack (1x Drop Down Hand Rail, 3x Grab Rail)



Disabled cubicle configuration using wider CDD door and Doc M Pack.



RapidFit Impact is available as seven 'off-the-shelf' components, including pilasters, doors, partitions and IPS panel.

Please note that wider access CDD doors are made to order. For guidance on CH (headrail) and suitable ironmongery, packs and fittings, please contact Rearo Commercial by emailing commercial@rearo.co.uk or calling 0141 440 0800.

MADE TO ORDER

Vanity Units

Manufactured from solid grade laminate with a Phenolic Core, RapidFit Impact offers a more robust vanity solution and is supplied as standard with built-in access panels.

MADE TO ORDER

IPS

Full size (2250 x 670 x 12mm) Impact IPS panels are available made to order.

STOCKED ITEM

CP partition	CP 37 kg	1 x 1800 x 1500 x 12mm Compact Grade partition
CD door	CD 17 kg	1 x (1800 x 670 x 12mm) Compact Grade door
CPil-85 pilaster	CPil-85 4 kg	1 x (1800 x 85 x 12mm) Compact Grade pilasters
CPil-125 pilaster	CPil-125 7 kg	1 x (1800 x 125 x 12mm) Compact Grade pilaster
CPil-190 pilaster	CPil-190 7 kg	1 x (1800 x 190 x 12mm) Compact Grade pilaster
CPil-250 pilaster	CPil-250 7 kg	1 x (1800 x 250 x 12mm) Compact Grade pilaster
CPil-400 pilaster	CPil-400 7 kg	1 x (1800 x 400 x 12mm) Compact Grade pilaster
SG1 black shadow gap pack	SG1 17 kg	3 x 2800 x 150 x 18mm MR-MFC black shadow gap panel

MADE TO ORDER

CDD wider access door	CDDC 22 kg	1750 x 940mm x 12mm
WP1 IPS panel	WP1 21 kg	1 x 2250 x 670 x 12mm MR-MFC IPS panel



Washroom décors: Light Grey and Lagoon
Wall décors: Selkie 'Abstract' and 'Sage'



Complementary Ranges



Selkie Board

Our flagship product, specialising in bathroom applications.
2420mm x 1200mm x 11mm

**All 30 décors available off-the-shelf*



In addition to offering a wide range of washroom surfaces, our Commercial product list includes a variety of wall lining and accessory options to complement our RapidFit range.



Buhne Board

Our Commercial specific wall lining solution for high ceiling applications. 3030mm x 590mm x 11mm

**Made to order range*



Ancona Ceiling Panels

For a higher standard of hygiene in washroom facilities, our PVC ceiling panels offer a 100% waterproof solution. Available in two lengths of 2700mm and 4000mm, by 250mm by 8mm

**Off-the-shelf item*



Washroom Accessories

Additional accessories such as ironmongery, toilet roll holders and mirrors are all available to purchase directly from Rearo Commercial. Individual brochures in PDF or printed format are available on request. For a copy, please email commercial@rearo.co.uk



Made in Scotland, available throughout the UK

We are proud to manufacture every RapidFit item within our 67,000 sq ft premises in Govan, Glasgow.

Our skilled workforce undertakes rigorous quality control checks to ensure our customers receive only the highest quality items.



Collect directly in branch

With a branch network throughout the UK and dedicated warehousing facilities, we can offer a collection or delivery service of RapidFit from each of our locations.

**Stock levels of certain décors may vary. Please contact branches prior to visiting and a member of our team will be pleased to advise.*

See back cover for your nearest Rearo showroom location or contact our Sales team on 0141 440 0800 or sales@rearo.co.uk to find your local distributor.

RapidFit mfc



RapidFit impact



REARO®

COMMERCIAL SURFACES



**Rearo, Loanbank House,
Loanbank Quadrant, Govan,
Glasgow, G51 3HZ**

**Tel: 0141 440 0800
Fax: 0141 445 3342
www.rearo.co.uk
sales@rearo.co.uk**

Rearo SHETLAND
Staneyhill Gas Depot
North Road
Lerwick
Shetland Isles
ZE1 0QA
T: 01595 692807
F: 01595 695469
E: lerwick@rearo.co.uk

Rearo NORTHAMPTON
5 Rye Hill Close
Britannia Trade Park,
Northampton
NN5 7UA
T: 01604 212559
F:
E: northampton@rearo.co.uk

Rearo ROSYTH
Unit 15 & 16 Primrose Lane
Dunfermline Business Park
Rosyth
KY11 2RN
T: 01383 414000
F: 01383 414400
E: rosyth@rearo.co.uk

Rearo WASHINGTON
Unit 15, Tilley Road
Crowther Industrial Estate
Washington
Tyne & Wear NE38 0AE
T: 0191 482 2298
F: 0191 482 6245
E: washington@rearo.co.uk